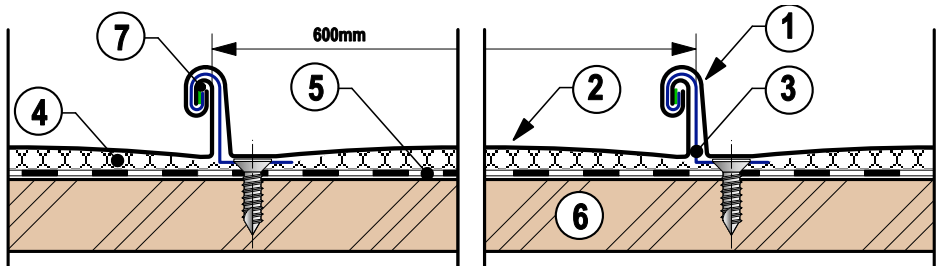
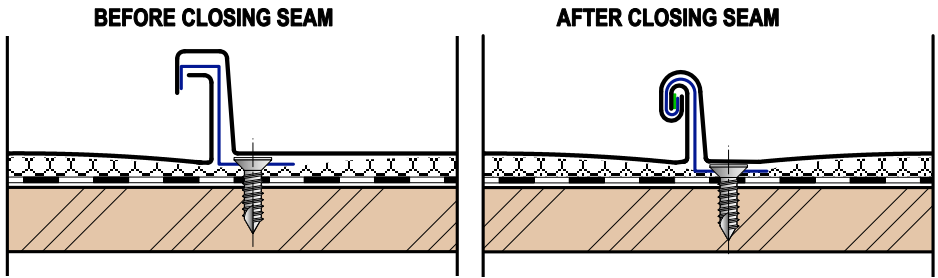
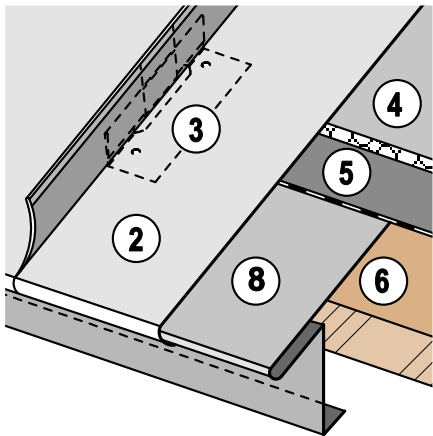


DOUBLE STANDING SEAM PANELS SYSTEM OVERVIEW



HORIZONTAL SECTION

- 1 DOUBLE STANDING SEAM
- 2 ROOF SHEET
- 3 SLIDING CLIP
- 4 ENKAMAT VENTILATION LAYER
- 5 WATERPROOFING MEMBRANE
- 6 STRUCTURAL PLYWOOD
- 7 SEAM SEALANT TAPE (LOW PITCH APPLICATIONS, <7°)
- 8 STARTER FLASHING



ARC Architectural
Roofing and Wall
Cladding Pty Ltd

Unit 6, 39 King Road Hornsby NSW 2077
Ph: (02) 9482 4461 Fax: (02) 9482 4177

DRAWING TITLE:
SYSTEM OVERVIEW

DRAWING REFERENCE:
ROOF CLADDING

CAD FILE NAME:
CopperRoofing.PDF

CLADDING SYSTEM:
DOUBLE STANDING SEAM PANELS

SCALE:
1:2

SIZE:
A3

NOTES:
ALL DETAILS ARE TO BE VERIFIED ON SITE AND ARE SUBJECT TO SITE CONDITIONS. THESE DETAILS INDICATE THE GENERAL PRINCIPLE OF THE CLADDING SYSTEM AND MAY VARY SLIGHTLY. DETAILS THAT VARY FROM THIS DESIGN, OR ARE IN QUESTION, ARE TO BE APPROVED BY THE BUILDER / ARCHITECT PRIOR TO THE COMMENCEMENT OF WORK. CONFIRM ALL RELEVANT DIMENSIONS.